



PRODUCT ADVANTAGES:










- Recycled plastic available
- Weather and waterproof
- Robust and durable
- Low TLC (Total Life Costs)
- Long lasting solution
- Environmentally friendly
- Made in a variety of materials
- Minimum maintenance
- Self watering available
- Customisation available
- Bespoke design undertaken
- Variety of Ground Anchoring

PLANTERS AND FLORAL DISPLAYS

IDEAL FOR:

- Playgrounds, Schools and Pre-Schools
- Housing Developments
- Tourist Attractions
- Holiday Parks and Camp Sites
- Commemorative Sites
- Shopping and Town Centres
- Historic and Heritage sites
- Ports, Marinas and Yacht clubs
- Nursing Homes and Hospitals
- Recreation and Sports Fields
- Country Parks and Walks



DESCRIPTION	PLANTER	DESCRIPTION	PLANTER
Planter "Marion" Shape = Square Width = 980 Height = 510 Depth = 980 Weight = 116 kgs Code BMB9851		Planter "Eve" Shape = Rectangle Width = 980 Height = 310 Depth = 500 Weight = 30 kgs Code BEB9831	
Planter "Susan" Shape = Round Width = 500 Height = 310 Depth = 500 Weight = 18 kgs Code BUB5031		Planter "Lisa" Shape = Rectangle Width = 530 Height = 160 Depth = 190 Weight = 7.3 kgs Code BLB5316	
Planter "Maggie 1" Shape = Rectangle Width = 700 Height = 440 Depth = 700 Weight = 100 kgs Code BD070070		Planter "Christine 1" Shape = Hexagon Width = 860 Height = 440 Depth = 420 Weight = 67 kgs Code BC070070	
Planter "Marie 1" Shape = Square Width = 700 Height = 470 Depth = 700 Weight = 105 kgs Code BM070070		Planter "Betty" Shape = Rectangle Width = 1300 Height = 450 Depth = 600 Weight = 128 kgs Code BG130060	
Planter "Diana" Boundary Elements Shape = Panel Width = 650 Height = 280 Depth = 600 Weight = 10 kgs Code BSG6528		Planter "Rita" Shape = Round Width = 730 Height = 58 Depth = 730 Weight = 58 kgs Code BUB5031	